

Scaled data based on original data using
LM-79-08 Approved Method: Electrical and Photometric Measurements of Solid-
State Lighting Products

Test Report Prepared for
Cooper Lighting Solutions
(formerly Eaton)

Brand: McGRAW-EDISON

Report Number: P200141

Luminaire Tested: **GPC-AF-01-LED-E1-SL4-800-HSS**

Issue Date: 3/3/2020

Test Information

Test Method: LM-79-08
Report Number: P200141
TEST IS SCALED FROM IESNA LM-79-08 TEST DATA (P24301)
Test Lab: INNOVATION CENTER P2
Issue Date: 3/3/2020
Manufacturer: COOPER LIGHTING SOLUTIONS (FORMERLY EATON)
Product Line: MCGRAW-EDISON
Catalog Number: GPC-AF-01-LED-E1-SL4-800-HSS
Description: GALLEON PEDESTRIAN LUMINAIRE
(1) 70 CRI, 4000K, 800mA LIGHTSQUARE WITH 16 LEDS EACH AND TYPE IV SPILL
LIGHT ELIMINATOR OPTICS WITH HOUSE SIDE SHIELD
Light Source: -
Ballast/Driver: ELECTRONIC DRIVER

Summary

Lumens per Lamp: N/A
Luminaire Lumens: 4264.7 lumens
Efficiency: N/A
Efficacy: 96.9 lumens/watt
Luminous Opening: Rectangular (W 0.5' x L: 0.5' x H: 0')
IES Classification: Type IV - Short - Semi-Cutoff
BUG Rating: B0 - U0 - G2

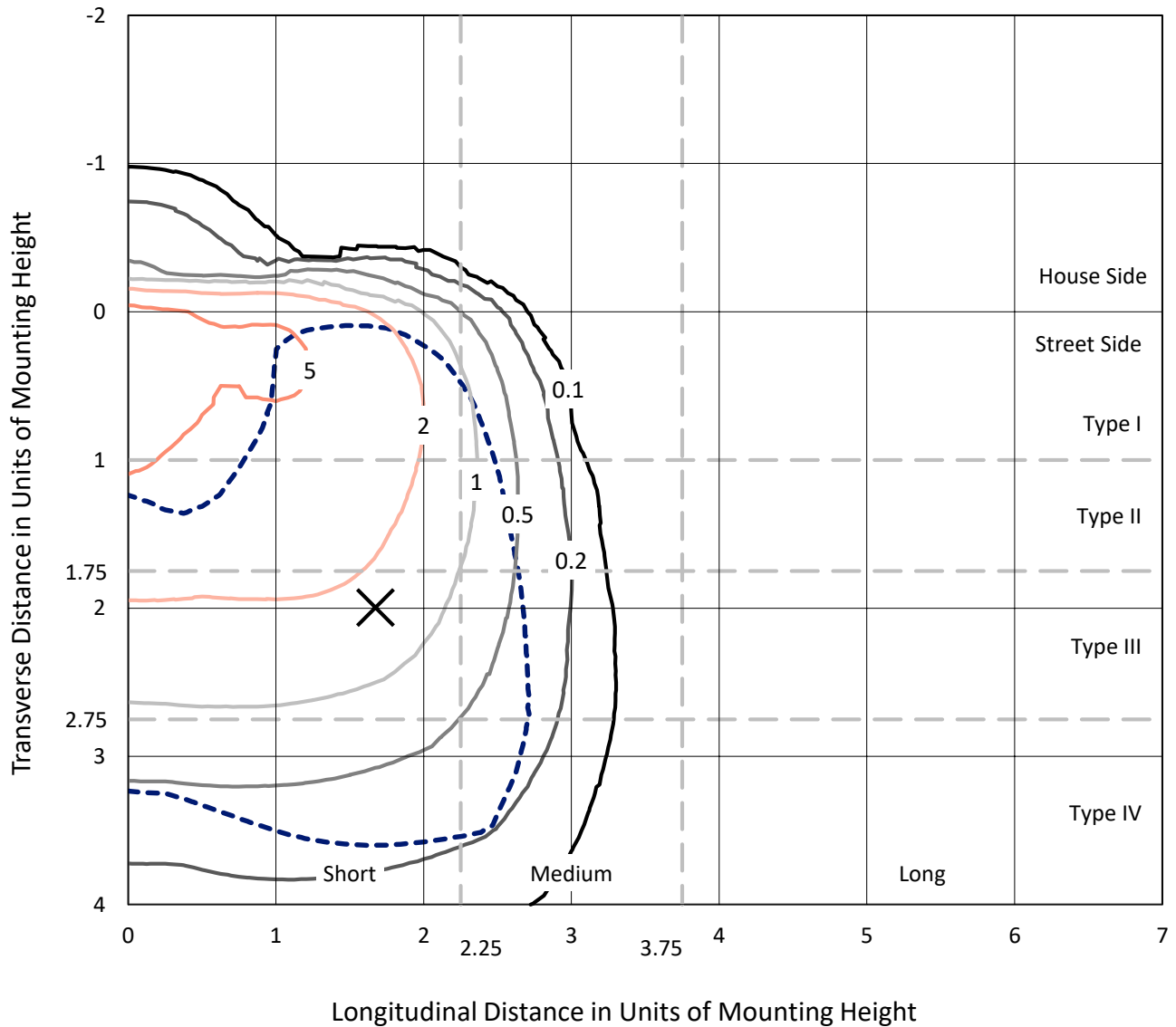
Input Watts (W): 44
Input Voltage (V): NR
Input Current (Ain): NR
Voltage Rise (V): NR
Power Factor: NR
Total Harmonic Distortion (THDi): NR
Frequency (hertz): 60
Stabilization Time: NR
Operation Time: NR
Ambient Temperature (°C): NR
Test Distance: 25 FT



REPORT NUMBER: P200141
 CATALOG NUMBER: GPC-AF-01-LED-E1-SL4-800-HSS

Iso-Footcandle Lines of Horizontal Illumination

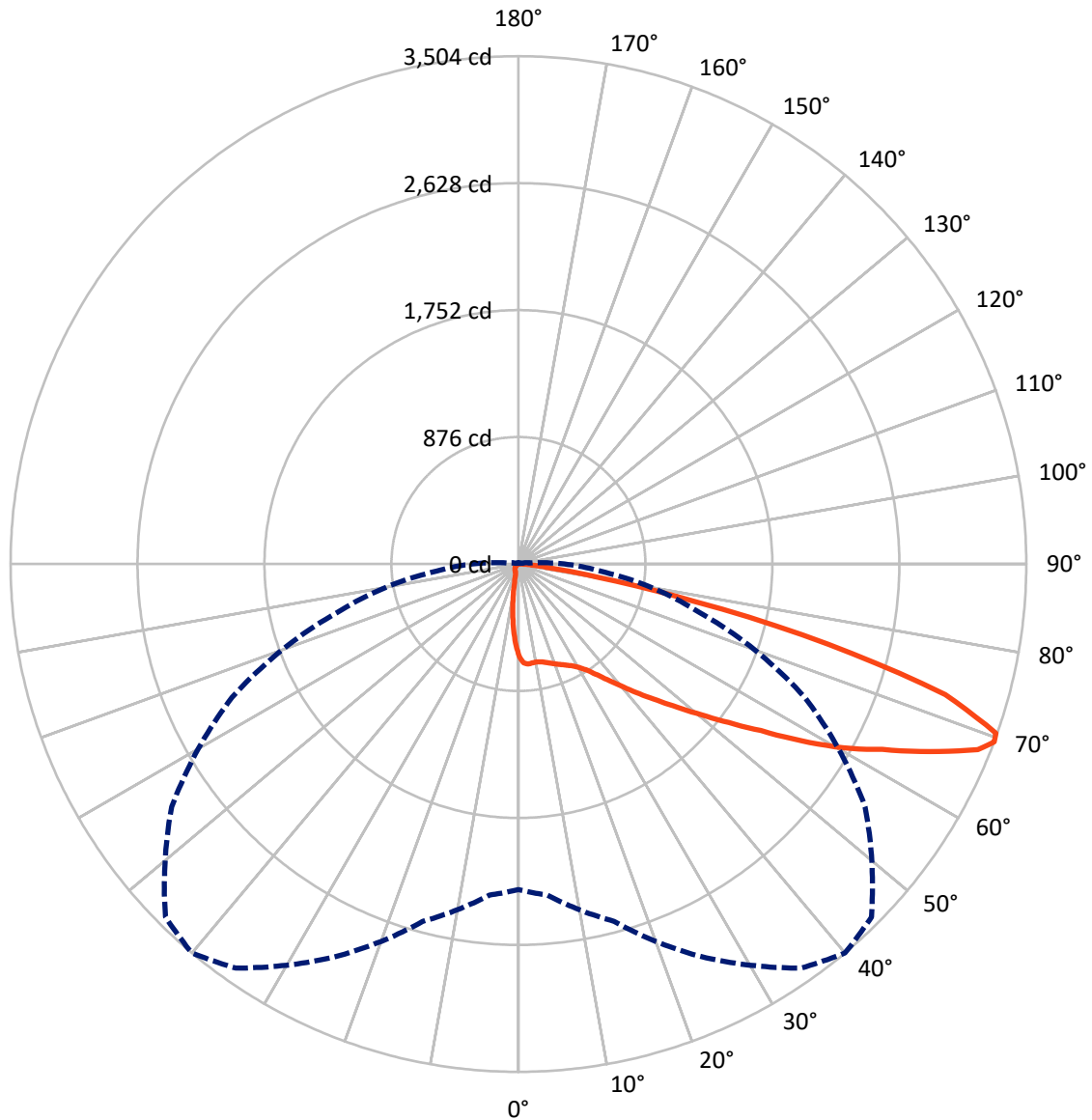
✕ Max cd
 - - - 1/2 Max cd



Based on 10 foot mounting height. Maximum calculated value = 7 fc
 Type IV - Short - Semi-Cutoff

REPORT NUMBER: P200141
CATALOG NUMBER: GPC-AF-01-LED-E1-SL4-800-HSS

Luminous Intensity Polar Plot



— Vertical Plane Through 40-Deg Lateral - - - Horizontal Cone Through 69-Deg Vertical

REPORT NUMBER: P200141

CATALOG NUMBER: GPC-AF-01-LED-E1-SL4-800-HSS

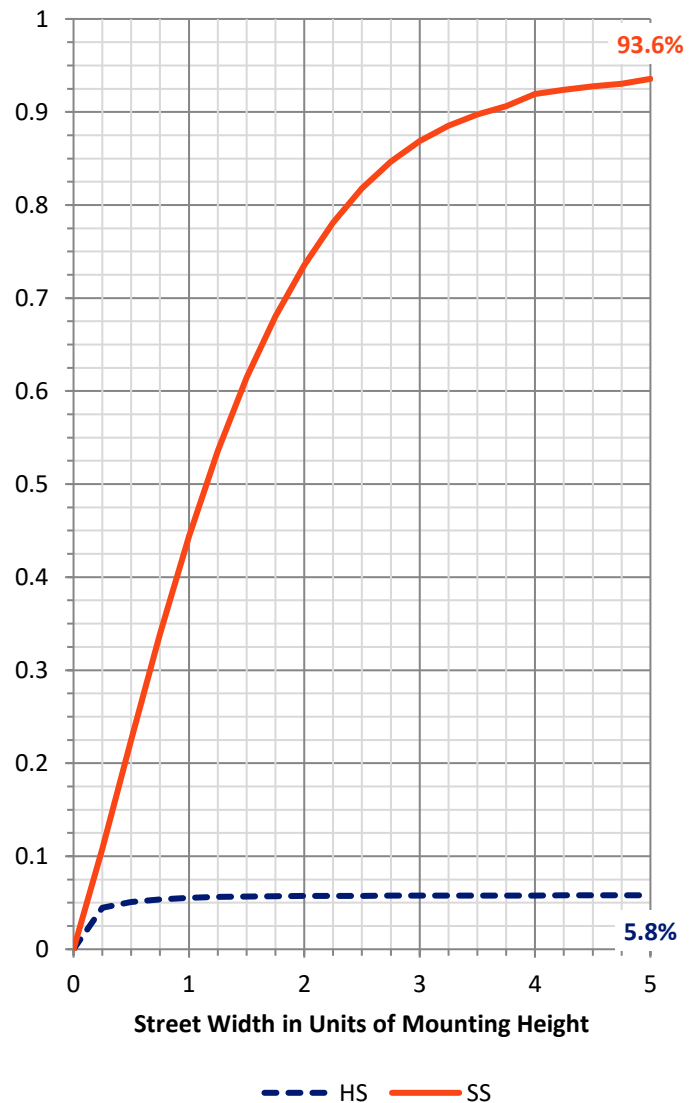
FLUX DISTRIBUTION:

		Downward	Upward	Total
House Side	Lumens	249.5	0.0	249.5
	% Fixture	5.9	0.0	5.9
Street Side	Lumens	4015.2	0.0	4015.2
	% Fixture	94.1	0.0	94.1
Total	Lumens	4264.7	0.0	4264.7
	% Fixture	100.0	0.0	100.0

Coefficient of Utilization

ZONAL LUMENS:

Zone	Lumens	% Fixture
0°-10°	51.7	1.2
10°-20°	127.0	3.0
20°-30°	214.0	5.0
30°-40°	350.3	8.2
40°-50°	606.5	14.2
50°-60°	955.4	22.4
60°-70°	1247.7	29.3
70°-80°	642.6	15.1
80°-90°	69.5	1.6
90°-100°	0.0	0.0
100°-110°	0.0	0.0
110°-120°	0.0	0.0
120°-130°	0.0	0.0
130°-140°	0.0	0.0
140°-150°	0.0	0.0
150°-160°	0.0	0.0
160°-170°	0.0	0.0
170°-180°	0.0	0.0
0°-90°	4264.7	100.0
0°-180°	4264.7	100.0



REPORT NUMBER: P200141

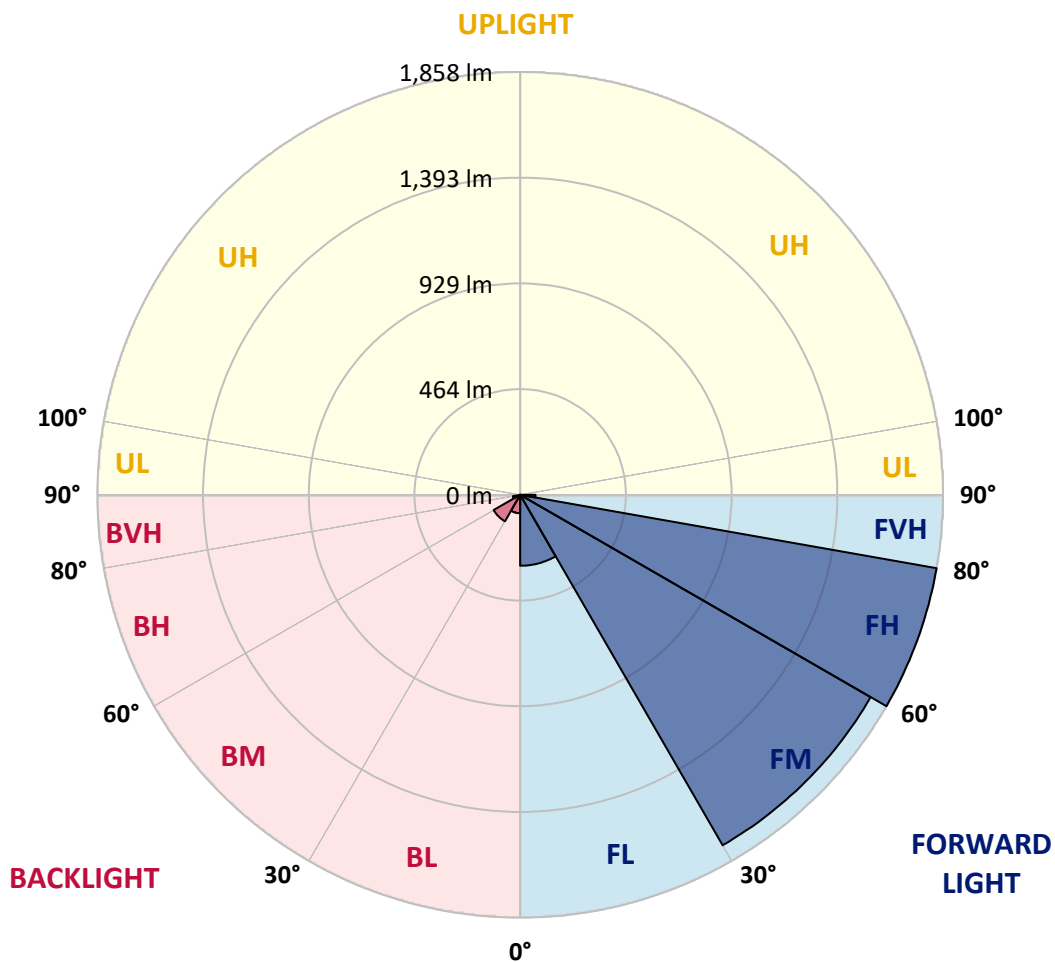
CATALOG NUMBER: GPC-AF-01-LED-E1-SL4-800-HSS

LUMINAIRE CLASSIFICATION SYSTEM LUMEN TABLE AND BUG RATING:

Zone		Lumens	% Fixture	Zone Rating/Lumen Limit		
				B	U	G
FL	(0°-30°)	311.9	7.3			
FM	(30°-60°)	1778.1	41.7			
FH	(60°-80°)	1857.9	43.6			G2/5000
FVH	(80°-90°)	67.3	1.6			G1/100
BL	(0°-30°)	80.8	1.9	B0/110		
BM	(30°-60°)	134.1	3.1	B0/220		
BH	(60°-80°)	32.4	0.8	B0/110		G0/110
BVH	(80°-90°)	2.2	0.1			G0/10
UL	(90°-100°)	0.0	0.0		U0/0	
UH	(100°-180°)	0.0	0.0		U0/0	

BUG Rating: B0-U0-G2

Type IV Short





REPORT NUMBER: P200141
 CATALOG NUMBER: GPC-AF-01-LED-E1-SL4-800-HSS

CANDELA DISTRIBUTION (FULL):

	0°	5°	15°	25°	35°	40°	45°	55°	65°	75°	85°
0°	637.2	637.2	637.2	637.2	637.2	637.2	637.2	637.2	637.2	637.2	637.2
2.5°	699.6	695.8	693.6	690.5	686.7	683.3	682.1	672.7	663.8	651.6	637.7
5°	712.6	711.3	707.3	703.2	698.6	693.6	690.7	679.5	666.9	649.1	624.7
7.5°	713.8	712.3	707.3	701.6	695.3	689.2	684.4	673.2	661.5	643.5	613.8
10°	711.8	710.0	706.2	700.1	692.2	686.4	681.6	671.0	661.0	644.8	611.8
12.5°	709.5	707.8	705.9	702.9	696.0	692.0	687.9	677.8	668.9	655.2	619.2
15°	711.8	710.7	712.8	711.6	707.8	704.2	700.1	691.0	682.8	671.5	632.6
17.5°	721.5	721.5	727.8	728.5	725.0	720.0	714.1	704.9	698.1	688.4	648.6
20°	744.0	743.3	751.4	752.9	744.3	736.4	727.8	716.6	711.3	705.2	664.3
22.5°	782.9	779.3	784.2	782.7	765.6	753.4	742.8	729.1	726.3	723.4	681.8
25°	833.4	831.4	834.6	819.7	789.7	773.2	760.6	745.0	745.0	747.9	701.6
27.5°	906.7	899.2	887.9	861.5	816.6	795.5	781.8	765.4	769.7	780.1	727.8
30°	981.9	973.5	947.9	907.3	849.4	827.3	811.3	794.0	804.2	823.3	762.8
32.5°	1056.0	1046.6	1010.4	959.0	896.3	874.2	858.8	839.7	856.7	888.7	814.1
35°	1127.9	1119.5	1077.6	1017.2	958.8	940.5	926.3	909.8	931.6	976.3	886.5
37.5°	1208.6	1199.4	1148.5	1082.9	1034.7	1021.5	1011.1	994.6	1032.7	1098.1	987.2
40°	1307.8	1292.4	1223.6	1158.3	1122.5	1116.1	1109.1	1106.8	1166.0	1256.6	1121.6
42.5°	1421.6	1396.2	1302.2	1237.8	1218.9	1223.6	1221.8	1231.9	1332.7	1453.5	1285.0
45°	1535.2	1502.5	1389.9	1322.6	1325.1	1341.1	1351.0	1391.6	1541.6	1679.5	1460.9
47.5°	1631.7	1599.5	1473.9	1414.2	1444.7	1476.1	1503.0	1579.9	1756.4	1901.9	1597.7
50°	1714.3	1683.8	1563.0	1515.0	1583.5	1634.3	1677.9	1791.9	1987.4	2071.2	1693.7
52.5°	1781.8	1761.5	1655.3	1630.5	1742.2	1816.6	1880.5	2017.1	2192.0	2208.8	1768.4
55°	1847.6	1833.0	1754.7	1767.9	1928.5	2029.8	2110.8	2256.0	2368.1	2323.5	1839.9
57.5°	1923.1	1910.0	1867.8	1942.0	2173.5	2300.9	2389.2	2467.7	2523.3	2440.8	1907.4
60°	2000.4	1992.7	1993.7	2135.4	2454.8	2577.1	2625.8	2646.2	2675.6	2551.2	1911.3
62.5°	2073.9	2088.5	2137.7	2350.6	2724.1	2818.0	2842.6	2862.6	2828.2	2568.7	1765.8
65°	2198.6	2222.3	2339.7	2638.8	3020.4	3120.8	3146.2	3077.4	2852.3	2342.3	1436.3
67.5°	2259.5	2302.7	2512.4	2907.3	3307.7	3419.4	3410.0	3091.4	2559.6	1786.1	921.8
69°	2246.8	2292.7	2552.3	2989.6	3403.2	3504.4	3444.8	2920.5	2180.6	1293.8	565.8
70°	2196.6	2243.0	2531.7	2986.5	3415.3	3495.5	3380.2	2709.6	1843.8	946.1	353.8
72.5°	1834.4	1874.5	2247.6	2699.5	3146.2	3081.0	2827.9	1877.2	898.4	257.7	79.7
75°	1129.1	1151.4	1612.7	2033.6	2376.3	2208.8	1884.1	934.0	267.8	72.8	44.2
77.5°	596.6	606.7	882.9	1198.7	1506.4	1246.4	965.7	364.3	123.4	45.7	32.0
80°	352.6	360.2	475.5	548.1	651.9	544.5	386.1	223.6	88.4	28.6	28.4
82.5°	201.8	206.6	344.7	304.6	256.9	219.3	192.2	212.0	53.1	19.3	29.5
85°	74.2	75.2	194.0	231.8	152.8	90.8	95.4	175.6	14.2	12.2	23.1
87.5°	34.5	33.8	99.7	141.9	89.4	57.6	74.4	38.6	5.6	7.9	6.3
90°	0.0	0.0	0.0	0.0	0.0	0.0	0.0	0.0	0.0	0.0	0.0



REPORT NUMBER: P200141
 CATALOG NUMBER: GPC-AF-01-LED-E1-SL4-800-HSS

CANDELA DISTRIBUTION (continued):

	90°	95°	105°	115°	125°	135°	145°	155°	165°	175°	180°
0°	637.2	637.2	637.2	637.2	637.2	637.2	637.2	637.2	637.2	637.2	637.2
2.5°	629.5	620.1	603.1	585.6	567.8	554.1	540.7	530.0	526.5	519.9	520.4
5°	610.3	593.0	557.4	521.4	483.9	452.9	423.7	400.1	388.6	377.0	377.0
7.5°	593.5	568.4	512.8	454.1	393.4	342.5	296.5	262.0	243.0	227.7	227.4
10°	587.2	553.1	475.5	391.5	306.9	237.3	182.8	147.7	129.7	118.0	117.5
12.5°	589.9	547.8	446.8	333.6	227.4	152.5	105.9	83.3	75.7	72.1	72.1
15°	598.1	546.3	418.1	276.9	160.7	95.4	70.3	64.2	63.7	63.7	63.7
17.5°	607.9	546.8	388.6	221.9	109.5	68.3	60.7	59.9	60.5	60.5	60.5
20°	618.2	547.1	356.9	170.8	77.1	59.4	57.1	56.9	57.4	57.4	57.6
22.5°	630.5	548.3	325.2	127.7	63.7	56.1	54.3	54.3	54.6	54.6	54.3
25°	644.8	550.9	292.2	94.7	58.1	53.8	52.3	52.1	52.3	52.1	51.8
27.5°	662.6	554.4	255.3	74.2	55.5	51.6	50.2	50.2	50.0	49.7	49.5
30°	684.9	558.4	214.0	62.9	53.1	49.5	48.2	48.0	47.8	47.3	47.3
32.5°	718.9	567.3	173.1	57.1	50.2	46.7	45.7	45.7	45.2	44.7	44.4
35°	771.2	584.9	136.6	53.6	47.3	43.7	42.4	42.4	41.8	41.6	41.3
37.5°	843.5	611.5	106.1	50.2	44.2	40.4	39.1	38.9	38.4	37.8	37.5
40°	939.8	644.6	83.5	47.3	41.1	37.0	36.0	35.5	34.5	33.8	33.8
42.5°	1060.6	682.1	67.8	43.9	37.5	34.1	33.2	32.5	30.7	30.0	29.7
45°	1187.0	715.9	57.4	40.1	34.1	31.0	30.5	29.2	26.9	26.2	26.2
47.5°	1278.2	723.7	50.5	36.5	30.7	27.6	27.4	25.2	23.1	22.6	22.3
50°	1335.0	708.3	44.9	33.0	27.6	24.7	23.8	21.1	19.8	19.3	19.0
52.5°	1373.3	680.6	40.4	30.0	24.9	21.8	20.0	18.0	17.0	16.5	16.5
55°	1404.0	641.5	35.8	27.2	22.6	19.5	17.0	15.4	14.4	13.9	13.9
57.5°	1412.7	588.4	31.2	24.9	20.4	17.3	14.4	13.5	12.2	12.0	12.0
60°	1350.0	492.8	27.6	22.1	18.3	14.9	12.7	11.5	10.1	9.9	9.6
62.5°	1184.7	381.3	24.3	19.5	16.0	13.0	10.9	9.4	8.4	8.4	8.4
65°	903.7	255.6	21.3	17.0	13.9	10.9	9.4	7.6	7.1	7.1	7.4
67.5°	540.9	139.1	18.3	14.4	12.0	9.1	7.9	6.6	6.3	6.6	6.6
69°	317.0	81.7	16.5	13.0	10.4	8.1	6.9	5.8	6.3	6.6	6.6
70°	195.7	55.0	15.2	11.7	9.4	7.4	6.3	5.6	6.1	6.3	6.3
72.5°	54.6	28.4	12.2	9.1	7.6	6.1	5.1	5.1	5.8	6.1	6.1
75°	35.5	21.1	9.4	6.9	5.8	4.8	4.3	4.8	5.6	5.8	5.8
77.5°	29.5	17.3	7.6	5.6	4.8	4.6	4.1	4.3	5.1	5.3	5.3
80°	26.9	12.2	6.1	5.1	4.3	4.1	3.8	3.6	4.6	4.8	4.8
82.5°	25.7	9.6	5.3	4.6	4.1	3.6	3.3	3.6	4.1	4.3	4.6
85°	16.0	6.3	4.8	4.3	3.6	3.3	3.3	3.3	3.8	4.1	4.1
87.5°	5.8	5.1	4.3	3.6	3.1	3.1	3.1	3.1	3.3	3.8	3.8
90°	0.0	0.0	0.0	0.0	0.0	0.0	0.0	0.0	0.0	0.0	0.0

(END OF REPORT)